



Fellowes Array[®]
INTELLIGENT AIR QUALITY

Fellowes[®] Array[®] Wall AW1

Professional wall-mounted air purifier
H13 HEPA filtration & activated carbon

Array® Wall AW1

Product features :

- Purifies the air in spaces by cleaning it to make it fresh and odour-free.
- Effectively captures:
 - Inert particles, (organic, mineral, fibers, or metallic particles)
 - Biocontaminants (pollen, allergens, viruses, bacteria)
 - Gaseous pollutants (VOCs: formaldehydes, benzenes, ozone, etc.)



Also available in mobile version

Product benefits:

- **Ultra quiet**, <38 dBA during standard operation*
- **Remote control** and complete visibility of the air quality in your room thanks to the Array ViewPoint **online dashboard**
- Equipped with an **air pollutant detection sensor**
- Intelligent EnviroSmart+™ system: **adapts its speed** according to air pollution and occupancy
- Lookout screen: **real-time air quality indicator and monitoring** (PM2.5, TVOC, CO₂ levels)
- **Filter change indicator** and tactile control screen
- **Low energy consumption**, variable airflow, and automatic standby mode

*Maximum speed in silent mode (speed 3) at 3 m and Q=4.



Certifications :



Product performance :



Certified by the Belgian FPS
Public Health.

EnviroSmart+™

Our patented technology continuously monitors air quality and adjusts our purifiers for optimal sanitation, energy efficiency and reduced costs.



The H13 HEPA filter is certified according to the EN1822 norm.



The sound level of our machines is tested according to the ISO 3741 standard.

Array® Wall AW1

Specifications :

Product Specifications					
Item code	5884901				
Dimensions (mm)		Height	Length	Depth	
		576	533	270	
Weight (filters included) (kg)	9,4 kg				
Colour	White				
Operating modes	Quiet, Automatic, Manual (5 speeds)				
Technical Data					
Airflow (m³/h) - (ISO 5801)	Speed 1	Speed 2	Speed 3	Speed 4	Speed 5
	145	172	199	303	436
Max. CADR (m³/h) - AHAM		Smoke	Dust	Pollen	
		397	398	469	
Sound power LwA (dB) - (ISO 3741-2010)*	40,3	46	51,5	57,8	78
Sound pressure LpA (dBA) (at 3m, Q=4)	25,8	31,5	37	43,3	63,5
Power consumption (W) - (ISO 5801)	7	10	14	25	98
Cable length (cm)	59 cm				
Power requirements (V / Hz / A)	230V 50Hz 0,47A				
Certifications					
Electrical safety certifications	TUV, GS, CE, UL 507				
Virus testing	SARS-CoV-2 / Rhinovirus / H1N1				
Warranty	5 years				
Recyclability rate - (Directive 2012/19/EU)	83%				

* Sound power level emitted by the source in a reverberant room.




To watch the installation
tutorials,
scan the QR code:
Fellowes Air Quality
Management - YouTube




Contact us :
xxxxxxx@fellowes.com
xxxxxxx

Array® Wall AW1

Examples of applications :



Filtration system :




	STANDARD CONFIGURATION	HYBRID FILTER	ACTIVATED CARBON FILTER	PRE-FILTER
Filter type	Activated carbon - 10 mm H13 HEPA - 50 mm	Activated carbon - 30mm H13 HEPA - 30mm	Activated carbon - 60 mm	Replacement pre-filter
Estimated filter life	12 months	12 months	12 months	Depending on the environment
Item code	Activated carbon - 9416502 H13 HEPA - 9416602	9436902	9436802	9600501
Features	99.97% particles > 0.1 micron and VOC ¹ / Odours	99.97% particles > 0.1 micron and VOC ¹ / Odours	VOC ¹ / Odours	Coarse particles

* The unit is initially equipped with : a pre-filter, an activated carbon filter (10 mm) and a H13 HEPA filter (50 mm).

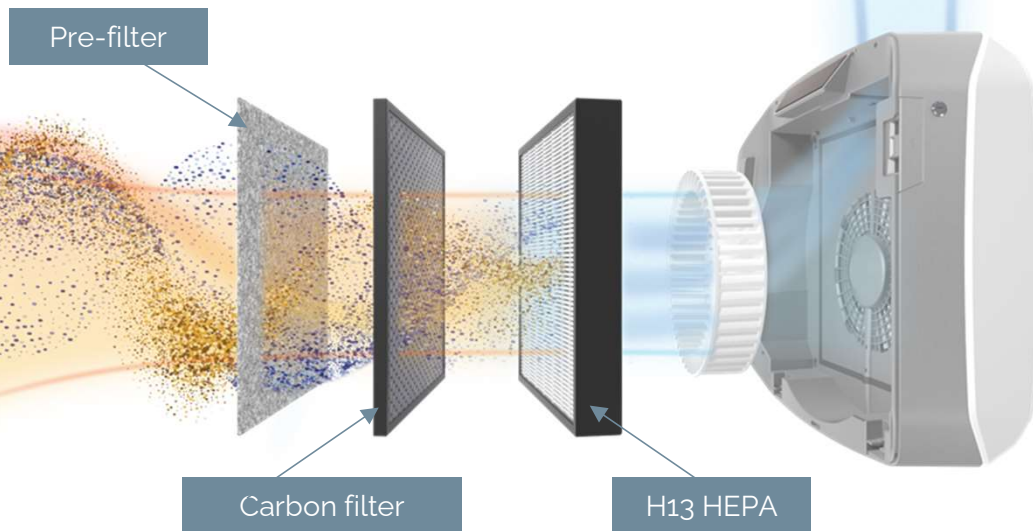
¹ Volatile Organic Compounds (VOCs) are chemical substances that evaporate easily at room temperature, contributing to air pollution. Originating from natural or man-made sources (solvents, paints, fuels, biomass), they can have toxic effects on human health.

Array® Wall AW1

Installation and operation :



Always use a pre-filter, regardless of the type of filter chosen.



TYPE OF INSTALLATION	<ul style="list-style-type: none">• Wall-mounted
POWER REQUIREMENTS	<ul style="list-style-type: none">• 230V 50Hz 0.47A
HARDWARE PROVIDED	<ul style="list-style-type: none">• Front panel locking keys• Mounting template• Pan head Phillips screws• Drywall anchors
CLEARANCE	<ul style="list-style-type: none">• Ensure that there is a 21 cm clearance above the unit to allow filters to be replaced.

Quiet mode :

The unit adapts its airflow based on the air pollution detected in its operating area, not exceeding the maximum speed of 3.

The unit automatically switches to standby.

Automatic Mode :

The unit automatically adapts its airflow based on the air pollution detected in its operating area and can reach a maximum speed of 5.

The unit automatically switches to standby.

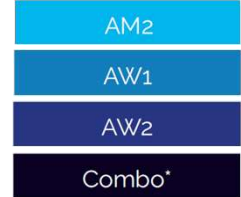
Manual Mode :

The unit maintains a constant airflow set manually by the user, between speed 1 and 5 depending on the user's needs.

The unit does not shut down automatically.

Array® Wall AW1

Sizing tables:



Low density areas: 3 Volumes/hour
> 10m² / occupant

Ceiling height (m)	Area coverage (m²)	10	15	20	25	30	35	40	45	50	60	70	80	90	100
2.5	Minimum recommended airflow in m³/h	75	113	150	188	225	263	300	338	375	450	525	600	675	750
2.6		78	117	156	195	234	273	312	351	390	468	546	624	702	780
2.8		84	126	168	210	252	294	336	378	420	504	588	672	756	840
3		90	135	180	225	270	315	360	405	450	540	630	720	810	900
4		120	180	240	300	360	420	480	540	600	720	840	960	1080	1200

Medium density areas: 4 Volumes/hour
5 to 10m² / occupant

Ceiling height (m)	Area coverage (m²)	10	15	20	25	30	35	40	45	50	60	70	80	90	100
2.5	Minimum recommended airflow in m³/h	100	150	200	250	300	350	400	450	500	600	700	800	900	1000
2.6		104	156	208	260	312	364	416	468	520	624	728	832	936	1040
2.8		112	168	224	280	336	392	448	504	560	672	784	896	1008	1120
3		120	180	240	300	360	420	480	540	600	720	840	960	1080	1200
4		160	240	320	400	480	560	640	720	800	960	1120	1280	1440	1600

High density areas: 5 Volumes/hour
< 5m² / occupant

Ceiling height (m)	Area coverage (m²)	10	15	20	25	30	35	40	45	50	60	70	80	90	100
2.5	Minimum recommended airflow in m³/h	125	188	250	313	375	438	500	563	625	750	875	1000	1125	1250
2.6		130	195	260	325	390	455	520	585	650	780	910	1040	1170	1300
2.8		140	210	280	350	420	490	560	630	700	840	980	1120	1260	1400
3		150	225	300	375	450	525	600	675	750	900	1050	1200	1350	1500
4		200	300	400	500	600	700	800	900	1000	1200	1400	1600	1800	2000

*Combination of several units, depending on the airflow required. It is perfectly possible to combine ceiling and wall units. It is always possible to divide each zone into several separate areas.

- The treated space is considered to be correctly ventilated, in accordance with the air renewal rates specified by regulations.
- Do not position a unit less than 3m away from an exhaust opening.
- Wall-mounted units can be combined with recessed and ceiling-mounted units for uniform treatment of large spaces.
- It's always possible to split each zone into several separate areas.
- For any other dimensions, please contact us